

# Inside, Outside & Outside Universal Corners

### Inside Corner Product Description:

IB Inside Corners are factory molded from 60 mil., non-reinforced IB PVC Single-Ply for easy installation to reduce roof top labor and call backs by reducing workmanship errors. Ideal for use on non-canted 90° inside corner details in accordance with IB Specifications and Construction Details.

### Packaging:


Individual, 50 per box

### Weight:

3.5 ounces each, 10.5 lbs. per box

### Available Colors:

Available in all IB Membrane and DeckShield colors.



Inside Corner Specifications		
Type of Corner	Height (side)	Width (side)
Inside Corner	5"	5"

### Outside Corner Product Description:

IB Outside Corners are factory molded from 60 mil., non-reinforced IB PVC Single-Ply for easy installation to reduce roof top labor and call backs by reducing workmanship errors. Ideal for use on non-canted 90° outside corner details in accordance with IB Specifications and Construction Details.

### Packaging:



Individual, 50 per box

### Weight:

4.8 ounces each, 15 lbs. per box

### Available Colors:

Available in all IB Membrane and DeckShield colors.



Outside Corner Specifications		
Type of Corner	Height (side)	Width (side)
Inside Corner	5"	5"

### Universal Outside Corner Product Description:

IB Universal Outside Corners are factory molded from 60 mil., non-reinforced IB PVC Single-Ply for easy installation. Ideal for use on canted or irregular outside corner details in accordance with IB Specifications and Construction Details.

### Packaging:


Outside Corners: Individual, 50 per box

### Weight:

Outside Corners: 2.2 ounces each, 7 lbs. per box

### Available Colors:

Available in white only.



Universal Outside Corner Specifications		
Type of Corner	Diameter	Width (side)
Universal Outside Corner	7"	7"