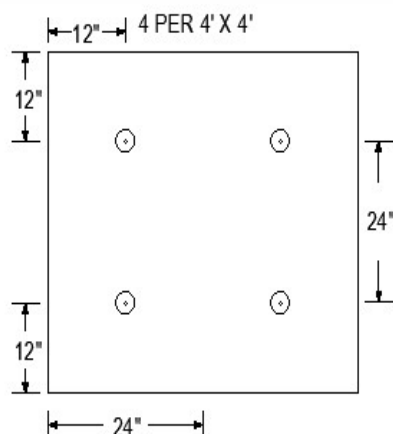
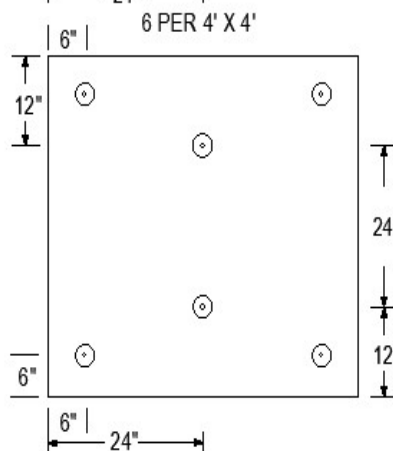


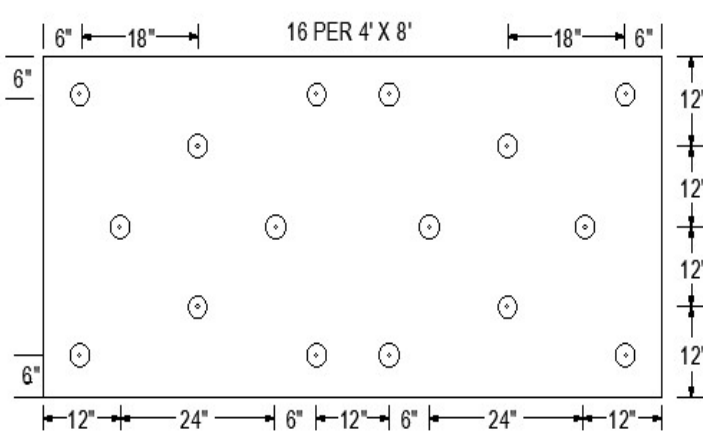
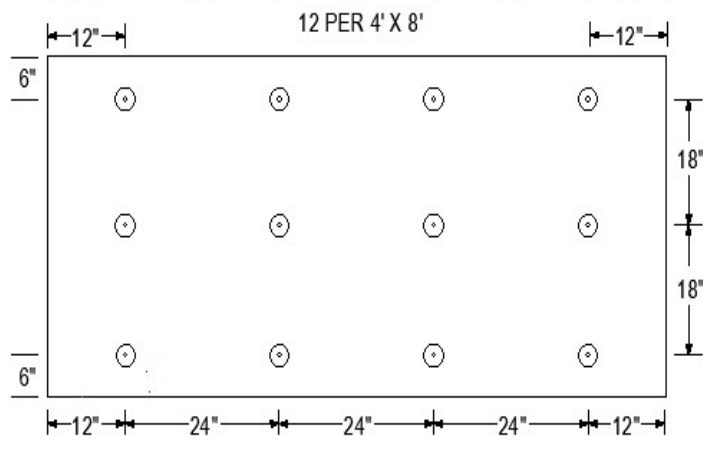
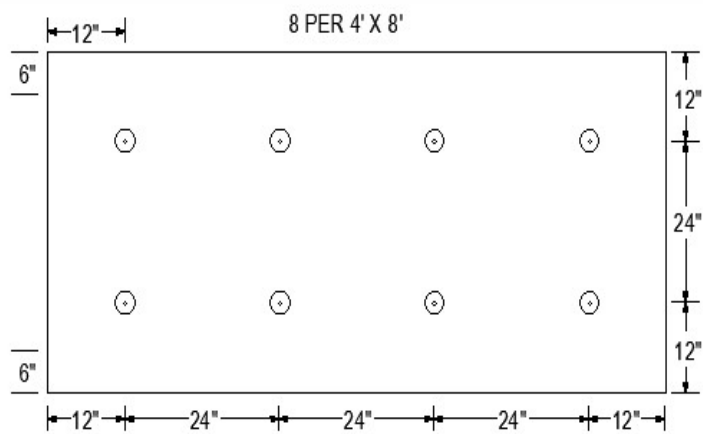
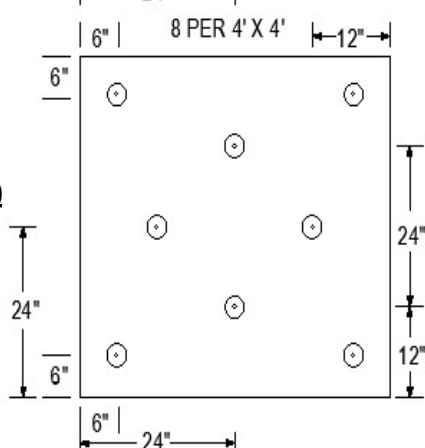
**FIELD
(1 PER 4 SQ FT)**



**PERIMETER
(ENHANCEMENT)**



**CORNER
(ENHANCEMENT)**



NOTES:

1. FASTENING PATTERNS ARE PROVIDED AS GUIDELINES FOR FASTENER PLACEMENT FOR MECHANICALLY ATTACHED INSULATION OR COVER BOARD UNDER A FULLY ADHERED MEMBRANE SYSTEM.
2. AN APPROVED COVER BOARD IS REQUIRED FOR EPS, XPS, & POLYISOCYANURATE INSULATIONS NOT APPROVED BY IB ROOF SYSTEMS.
3. REFER TO TABLE A.2 FOR MINIMUM REQUIREMENTS FOR INSULATION FASTENER SCHEDULE FOR ADHERED IB ROOF MEMBRANES.

Scale:
NTS

Detail Name:

1 Per 4 Fastening Patterns for Insulation/Cover Board

Detail Number:

FA-AT-02

Submitted By:
Address:
Telephone:

Project:
Address: