

Product Description:

IB Clad Metal Scuppers are custom fabricated from IB PVC Clad Metal constructed with a durable 45 mil non reinforced IB PVC film laminated to 24 gauge, ASTM A653-09, CS Type B, G90 coated galvanized sheet metal. Each scupper is made to your exact specification and is finished with a factory welded, non-reinforced 60 mil. IB PVC Single Ply target flashing that allows for easy application over the newly installed IB roof system. IB Clad Metal Scuppers incorporate large metal flanges for securement to suitable substrates using approved fasteners. Also available in 24-gauge Clad SAE 304 stainless steel upon request.

Sizes:

All scuppers are custom made to order.

Packaging:

Sold in individual units

Features:

- Custom factory fabricated flashing eliminates the errors of a field fabricated drain
- Easily attachable to the substrate
- Simple and easy to install from rooftop

Available Clad Metal Colors:


Standard Clad Finish in White, Bronze, Tan, and Gray




Also available in 24-gauge Clad SAE 304 stainless steel (White only)



Available Membrane Colors:




Available DeckShield Membrane Colors:



Attachment:

Position scupper to ensure positive drainage through the prepared opening and install a minimum of two approved fasteners per flange (8 fasteners per scupper) to the substrate. Clean off any residue, dirt or other contaminants from the bottom of the IB Clad Metal Scupper and the roof surfaces and hot air weld the perimeter target. Extend scupper body beyond outer wall line (minimum of 1") and provide a watertight seal. Install galvanized metal face plate or conductor head with downspout.



Required Information for Ordering Custom Scupper Fabrication			
Standard Through Wall Scupper		Through Wall Box Scupper with Drop Drain & Overflow Cut-Out	
1 Sided Clad	2 Sided Clad	1 Sided Clad	2 Sided Clad
Metal Color	Metal Color	Metal Color	Metal Color
Membrane Skirt Color	Membrane Skirt Color	Membrane Skirt Color	Membrane Skirt Color
Height	Height	Height	Height
Width	Width	Width	Width
Length	Length	Length	Length
		Overflow Height Opening	Overflow Height Opening
		Overflow Width Opening	Overflow Width Opening
		Drain Length	Drain Length
		Drain Diameter	Drain Diameter
		Center of Drain to Front Scupper Opening	Center of Drain to Front Scupper Opening
		Center of Drain to Front Scupper Opening	Center of Drain to Front Scupper Opening

Product details stated are nominal as manufactured, and the results of tests and/or calculations and therefore are non-binding and do not represent a guarantee or warranted characteristics. User and/or designer are responsible for confirming suitable performance for specific application and conforming with all applicable laws and regulations.